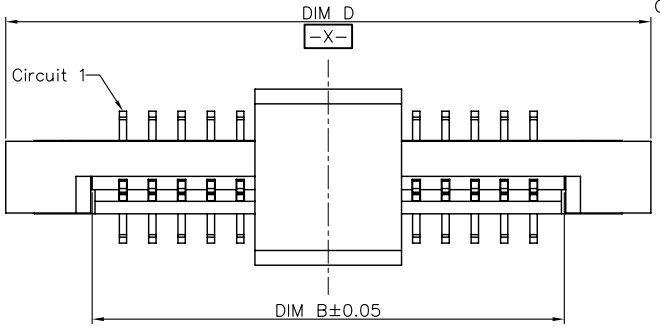

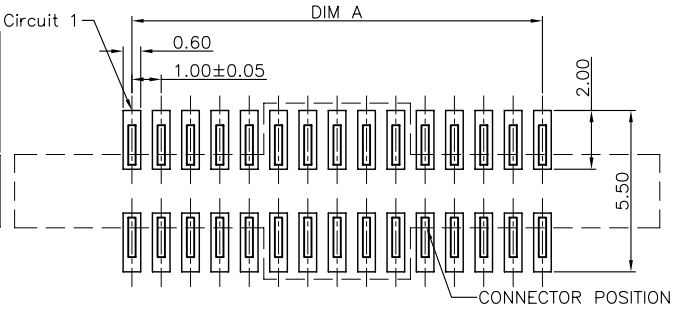

RECOMMENDED P.C.B PATTERN LAYOUT

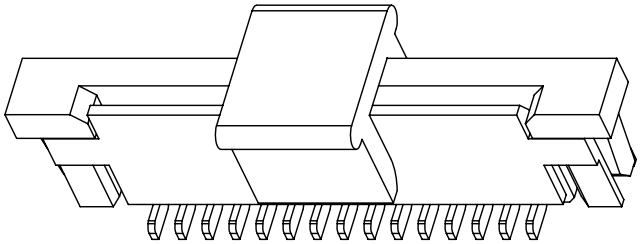

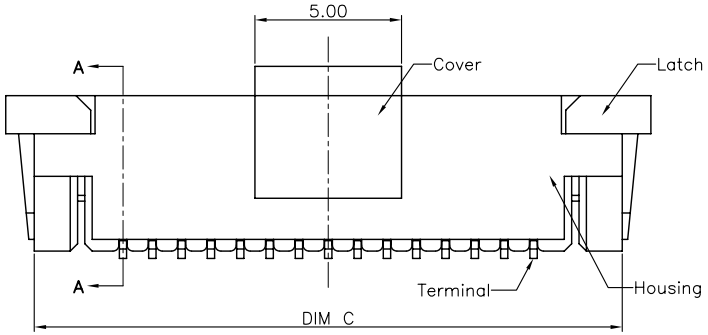

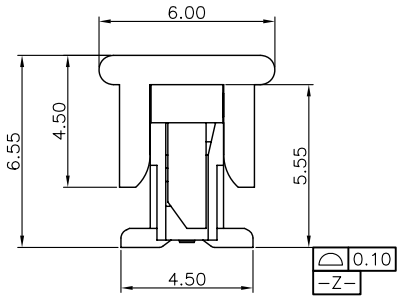

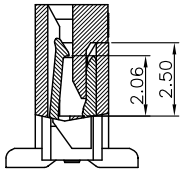

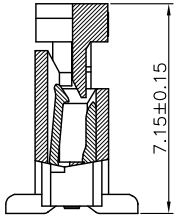

CKTS	DIM A	DIM B	DIM C	DIM D
4	3.00	5.10	9.05	11.00
5	4.00	6.10	10.05	12.00
6	5.00	7.10	11.05	13.00
7	6.00	8.10	12.05	14.00
8	7.00	9.10	13.05	15.00
9	8.00	10.10	14.05	16.00
10	9.00	11.10	15.05	17.00
11	10.00	12.10	16.05	18.00
12	11.00	13.10	17.05	19.00
13	12.00	14.10	18.05	20.00
14	13.00	15.10	19.05	21.00
15	14.00	16.10	20.05	22.00
16	15.00	17.10	21.05	23.00
17	16.00	18.10	22.05	24.00
18	17.00	19.10	23.05	25.00
19	18.00	20.10	24.05	26.00
20	19.00	21.10	25.05	27.00
21	20.00	22.10	26.05	28.00
22	21.00	23.10	27.05	29.00
23	22.00	24.10	28.05	30.00
24	23.00	25.10	29.05	31.00
25	24.00	26.10	30.05	32.00
26	25.00	27.10	31.05	33.00
27	26.00	28.10	32.05	34.00
28	27.00	29.10	33.05	35.00
29	28.00	30.10	34.05	36.00
30	29.00	31.10	35.05	37.00

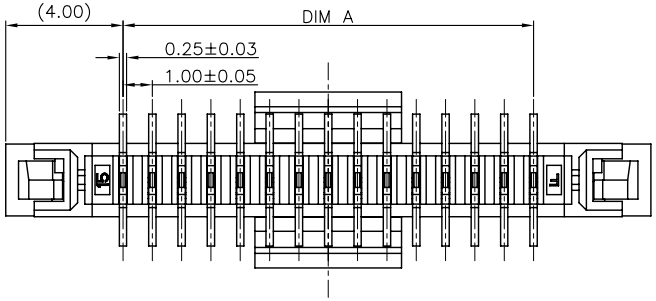

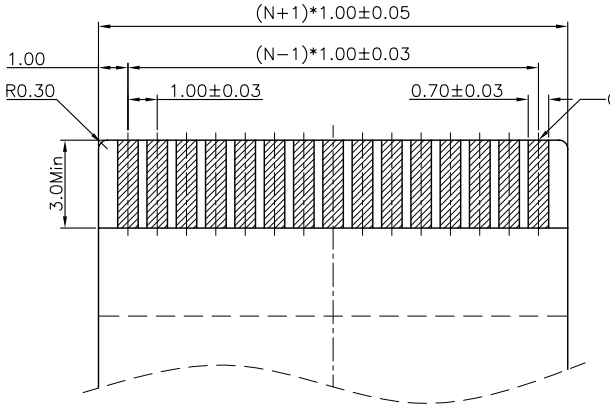

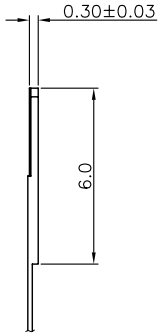

RECOMMENDED FPC/FFC DIMENSION

Note:
1. Material:
   1.1 Housing: thermoplastic high temp. UL94V-0; Color: natural.
   1.2 Latch: thermoplastic high temp. UL94V-0; Color: black.
   1.3 Cover: thermoplastic high temp. UL94V-0; Color: black.
   1.4 Terminal: copper alloy T=0.25mm
2. Finsh:
   2.1 Terminal: Underplating: matt Tin overall.
3. Product must comply HF RoHS specification.

PART NO. SPEC

AFA10-SXX X X X-HF

NO. OF CKTS

CONTACT TYPE

PLATING CODE
1:GOLD FLASH 1u"
2:GOLD FLASH 2u"
3:GOLD FLASH 3u"
C:MATT-Tin 90-120u"

PACKING CODE
A:Tape & Reel
B:Tray package
C:Tube
E:Tape & Reel with Mylar
F:Box with Mylar
G:Tube with Mylar

Rev 版本	Change Description 变更内容	Date 日期	Revisor 制/修订人
A	初版发行	2011/12/23	Allan

CUSTOMER DRAWING

Tolerance Unspecified (未注公差)
0.0 ±0.15 0°. ±5°
0.00 ±0.10 0°.0 ±3°
0.000 ±0.05 0°.00 ±1°

Project View (投影视角)

Size(图幅): A4
Unit(单位): MM
Scale(比例): 1 : 1
Page(页数): 1 OF 1
Rev(版本): A

浙江合丰科技有限公司
Zhejiang Hefeng Technology Co.,Ltd

Product Name(产品名称): 1.0Pitch H=5.6 FPC ZIF CONN.S/A SMT K TYPE

Product No(产品料号): AFA10-S**CCA-HF

Designer(设计): Steven 12/23'11
Checked(审核): Allan 12/23'11
Approved(核准):